

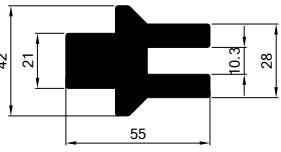
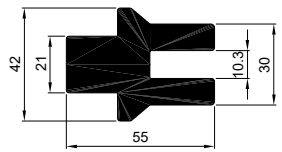
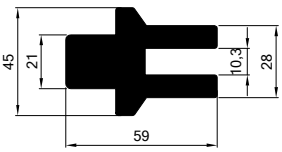
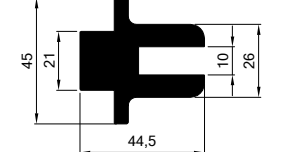
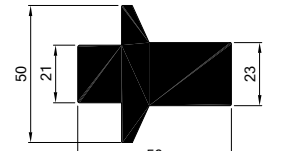
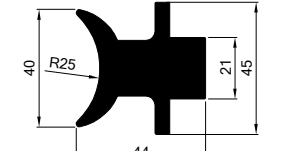
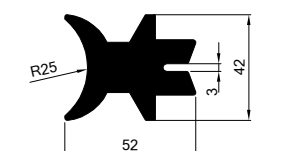
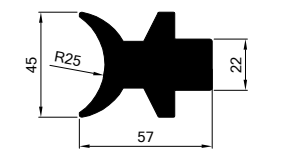
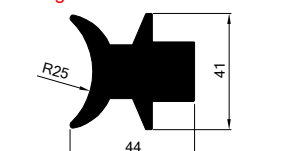
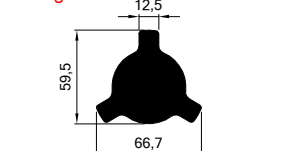
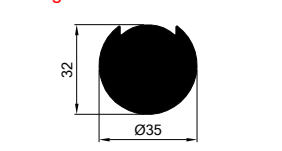
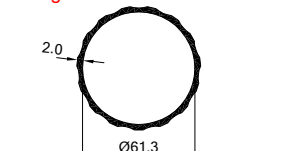
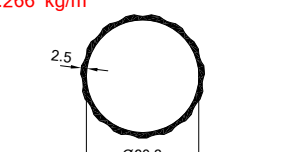
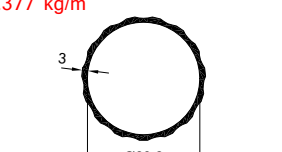
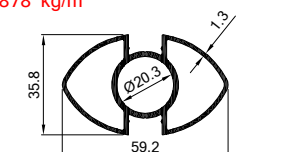
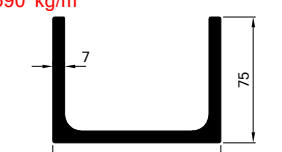

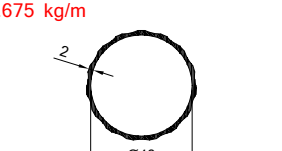
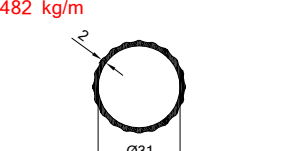
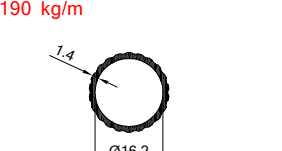
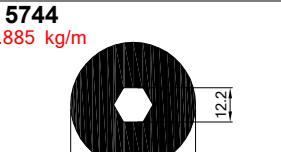
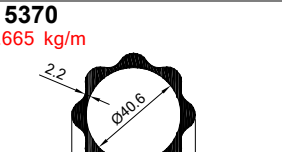

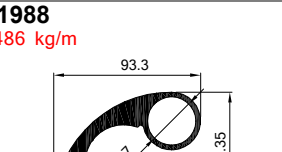
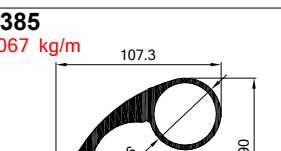
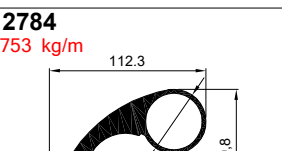


YUVARLAK KÜPEŞTE PROFİLLERİ

3761 1.859 kg/m 	4028 1.975 kg/m 	495 2.343 kg/m 	1597 2.189 kg/m
1598 1.957 kg/m 	2530 0.855 kg/m 	2712 1.023 kg/m 	2981 0.786 kg/m
2729 1.093 kg/m 	1203 0.876 kg/m 	2069 1.209 kg/m 	5902 0.883 kg/m
3899 0.733 kg/m 	1008 1.223 kg/m 	5757 0.754 kg/m 	2980 2.643 kg/m
4340 2.551 kg/m 	499 3.558 kg/m 	2191 4.040 kg/m 	4726 2.281 kg/m
2881 3.102 kg/m 	2844 2.740 kg/m 	2728 2.755 kg/m 	2567 2.996 kg/m
2656 3.005 kg/m 	2686 3.667 kg/m 	2057 3.514 kg/m 	3760 2.539 kg/m
5959 2.609 kg/m 	6462 2.232 kg/m 	4100 3.272 kg/m 	6685 3.013 kg/m



YUVARLAK KÜPEŞTE PROFİLLERİ

3862 3.462 kg/m 	2065 3.610 kg/m 	6167 3.731 kg/m 	8942 2.570 kg/m 
6684 3.911 kg/m 	8941 2.697 kg/m 	2689 3.211 kg/m 	6168 3.872 kg/m 
3759 2.616 kg/m 	8906 6.007 kg/m 	2654 2.432 kg/m 	10371 1.008 kg/m 
6023 1.266 kg/m 	1036 1.377 kg/m 	4957 0.878 kg/m 	2830 4.590 kg/m 
2831 5.538 kg/m 	6492 0.675 kg/m 	6493 0.482 kg/m 	6494 0.190 kg/m 
5744 3.885 kg/m 	5370 1.665 kg/m 	3082 2.955 kg/m 	1988 4.486 kg/m 
385 5.067 kg/m 	2784 6.753 kg/m 	6174 0.476 kg/m 