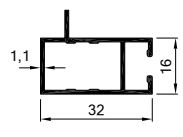
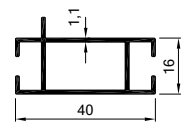
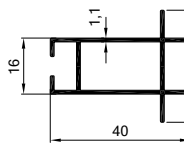
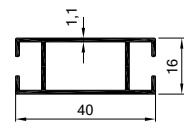
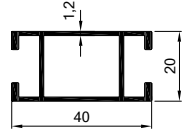
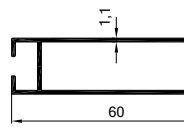
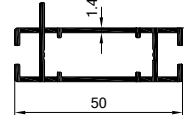
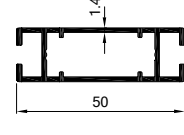
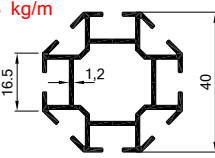
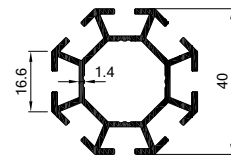
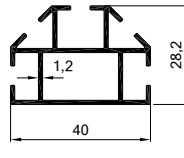
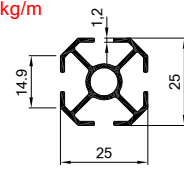
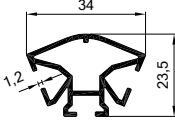
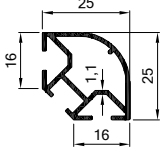
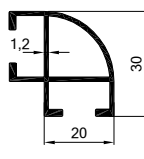
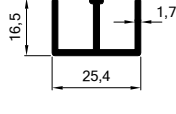
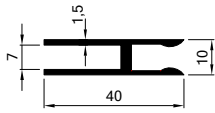
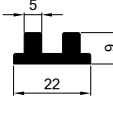
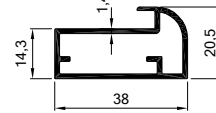
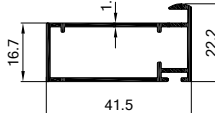
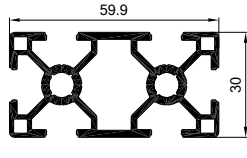
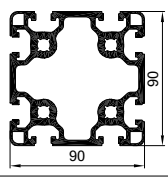
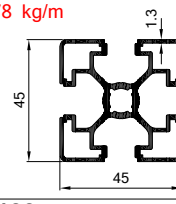
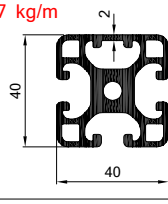
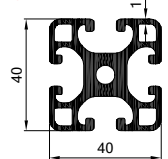
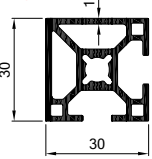




SEHPA ve DOLAP PROFİLLERİ

121 0.334 kg/m 	139 0.388 kg/m 	314 0.409 kg/m 	315 0.370 kg/m 
199 0.464 kg/m 	316 0.489 kg/m 	474 0.584 kg/m 	473 0.556 kg/m 
311 0.733 kg/m 	472 0.838 kg/m 	312 0.577 kg/m 	313 0.399 kg/m 
317 0.430 kg/m 	192 0.352 kg/m 	200 0.435 kg/m 	177 0.311 kg/m 
155 0.369 kg/m 	176 0.341 kg/m 	1401 0.464 kg/m 	5907 0.398 kg/m 
7075 1.366 kg/m 	7076 6.087 kg/m 	5371 1.278 kg/m 	1051 1.827 kg/m 
1050 1.781 kg/m 	1269 0.864 kg/m 	6128 2.359 kg/m 